

2012 Talawanda General Election Ballot Results


Voters: 1,464 Total

Report Generated: 11/06/2012 4:28 PM



President and Vice President

	Name	Votes
	Republican: Mitt Romney, President; Paul Ryan, Vice President	460 (50.61%)
	Democratic: Barack Obama, President; Joe Biden, Vice President	366 (40.26%)
	Green: Jill Stein, President; Cheri Honkala, Vice President	32 (3.52%)
	Libertarian: Gary Johnson, President James P. Gray, Vice President	28 (3.08%)
	No Party: Richard Duncan, President; Ricky Johnson, Vice President	13 (1.43%)
	Constitution: Virgil Goode, President; Jim Clymer, Vice President	5 (0.55%)
	Socialist: Stewart Alexander, President; Alex Mendoza, Vice President	5 (0.55%)
		Total Votes: 909




President and Vice President (Elementary)

	Name	Votes
	Republican: Mitt Romney, President; Paul Ryan, Vice President	306 (49.76%)
	Democratic: Barack Obama, President; Joe Biden, Vice President	273 (44.39%)
	Green: Jill Stein, President; Cheri Honkala, Vice President	26 (4.23%)
	Libertarian: Gary Johnson, President James P. Gray, Vice President	10 (1.63%)
		Total Votes: 615




U.S. Senator

	Name	Party	Votes
	 Josh Mandel	Republican	818 (57.69%)
	 Sherrod Brown	Democratic	509 (35.9%)
	 Scott A. Rupert	n/a	91 (6.42%)
	Total Votes: 1,418		




Justice of the Supreme Court

	Name	Party	Votes
	 Terrence O'Donnell	n/a	449 (51.67%)
	 Mike Skindell	n/a	420 (48.33%)
	Total Votes: 869		



Justice of the Supreme Court 2

	Name	Party	Votes
	 Robert R. Cupp	n/a	431 (50.12%)
	 William M. O'Neill	n/a	429 (49.88%)
	Total Votes: 860		



Justice of the Supreme Court (unexpired term)

	Name	Party	Votes
	 Sharon Kennedy	n/a	547 (63.24%)
	 Yvette McGee Brown	n/a	318 (36.76%)
	Total Votes: 865		




U.S. House of Representatives 8th District

	Name	Party	Votes
	 John A. Boehner	Republican	1,185 (100%)
	Total Votes: 1,185		




Ohio State Senate

	Name	Party	Votes
	 Bill Coley	Republican	1,160 (100%)
	Total Votes: 1,160		

Ohio State Representative

	Name	Party	Votes
	 Tim Derickson	Republican	839 (59.97%)
	 Suzie Rubin	Democrat	560 (40.03%)
	Total Votes: 1,399		

Butler County Sheriff

	Name	Party	Votes
	 Richard K. Jones	Republican	848 (61.18%)
	 Dale Richter	n/a	538 (38.82%)
	Total Votes: 1,386		

Judge of Court of Appeals, 12th District

		Name	Party	Votes
		Mike Powell	n/a	623 (73.29%)
		Raymond W. Lembke	n/a	227 (26.71%)
				Total Votes: 850

Issues

Name	Yes Votes	No Votes	Total
State Issue 1	503 (37.26%)	847 (62.74%)	1,350
State Issue 2	546 (40.56%)	800 (59.44%)	1,346
Kids Issue	544 (38.42%)	872 (61.58%)	1,416